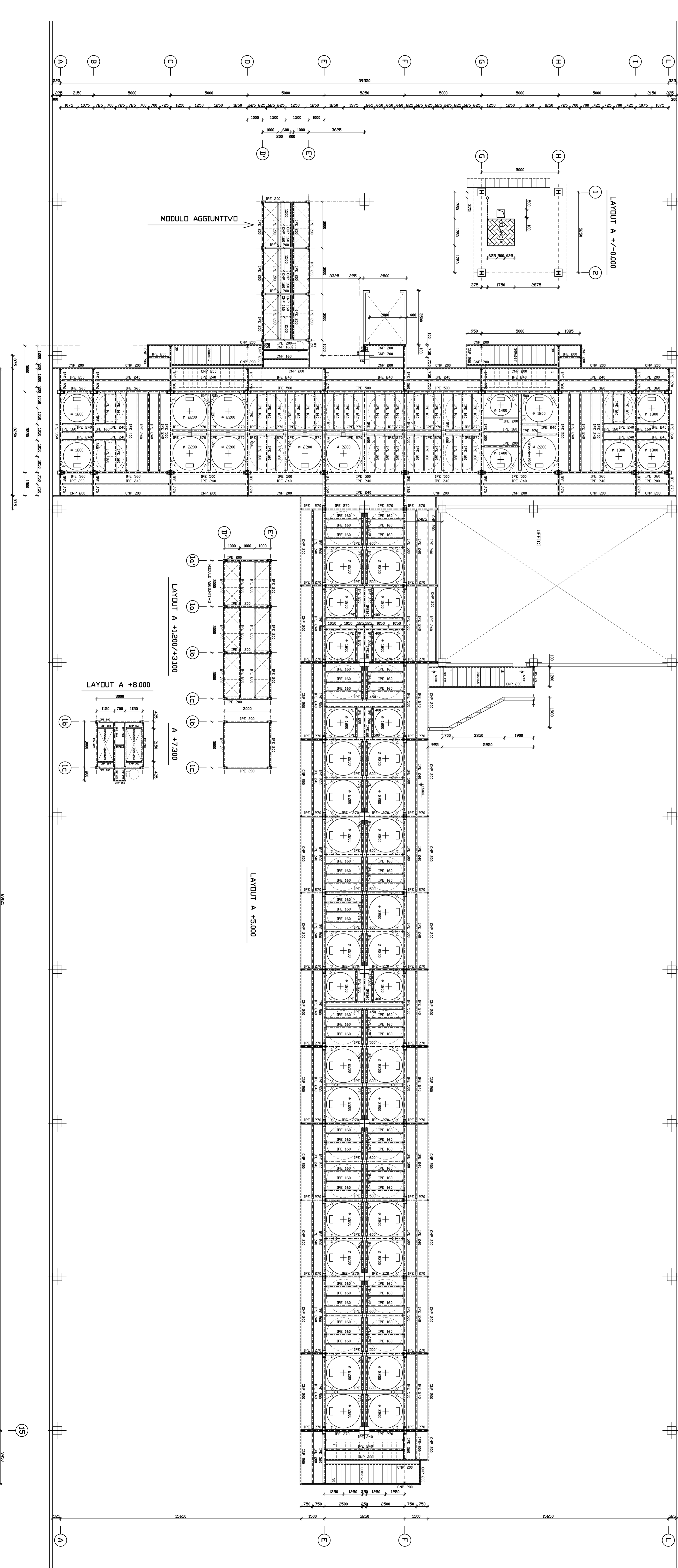
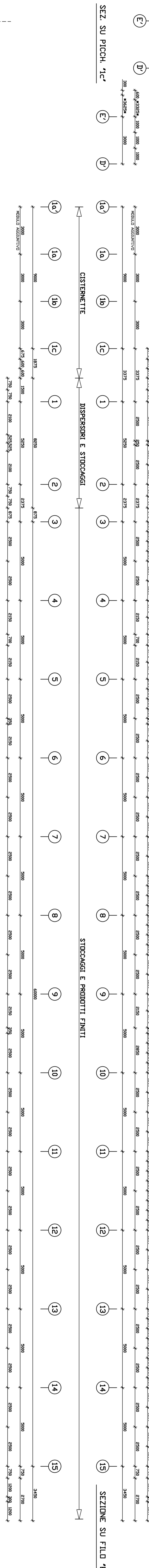
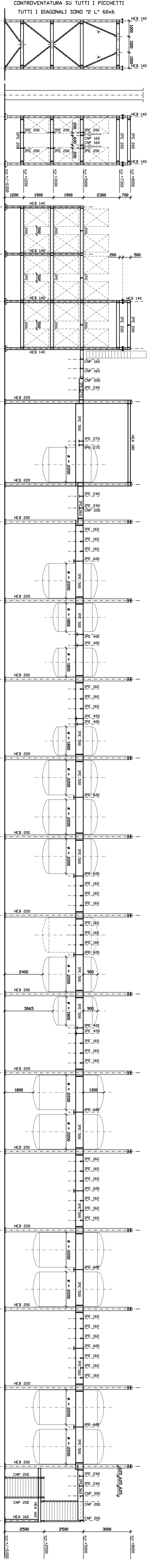


LAMIERE BUNATE SP-6 (S-3 per scale)
 SOTTOCARICHI UTILE SU IMPIALLOTTI 110 V/110
 PROFILI METALLICI IN ACCIAIO Fe 430 B

SESERATI Ø 2200 - P-10 = 240 t
 SESERATI Ø 1800 - P-10 = 120 t
 SESERATI Ø 1400 - P-10 = 90 t

CISTERNETTE - P-10 = 12 t

SCHEMI D'APPoggio DEI SERBATOI
 DIAGONALI PER TUTTI I SERBATOI - IPE 200



MODULO AGGIUNTIVO

LAYOUT A +0.000

LAYOUT A +1200/+3.100

LAYOUT A +8.000

LAYOUT A +5.000

A +7.200